

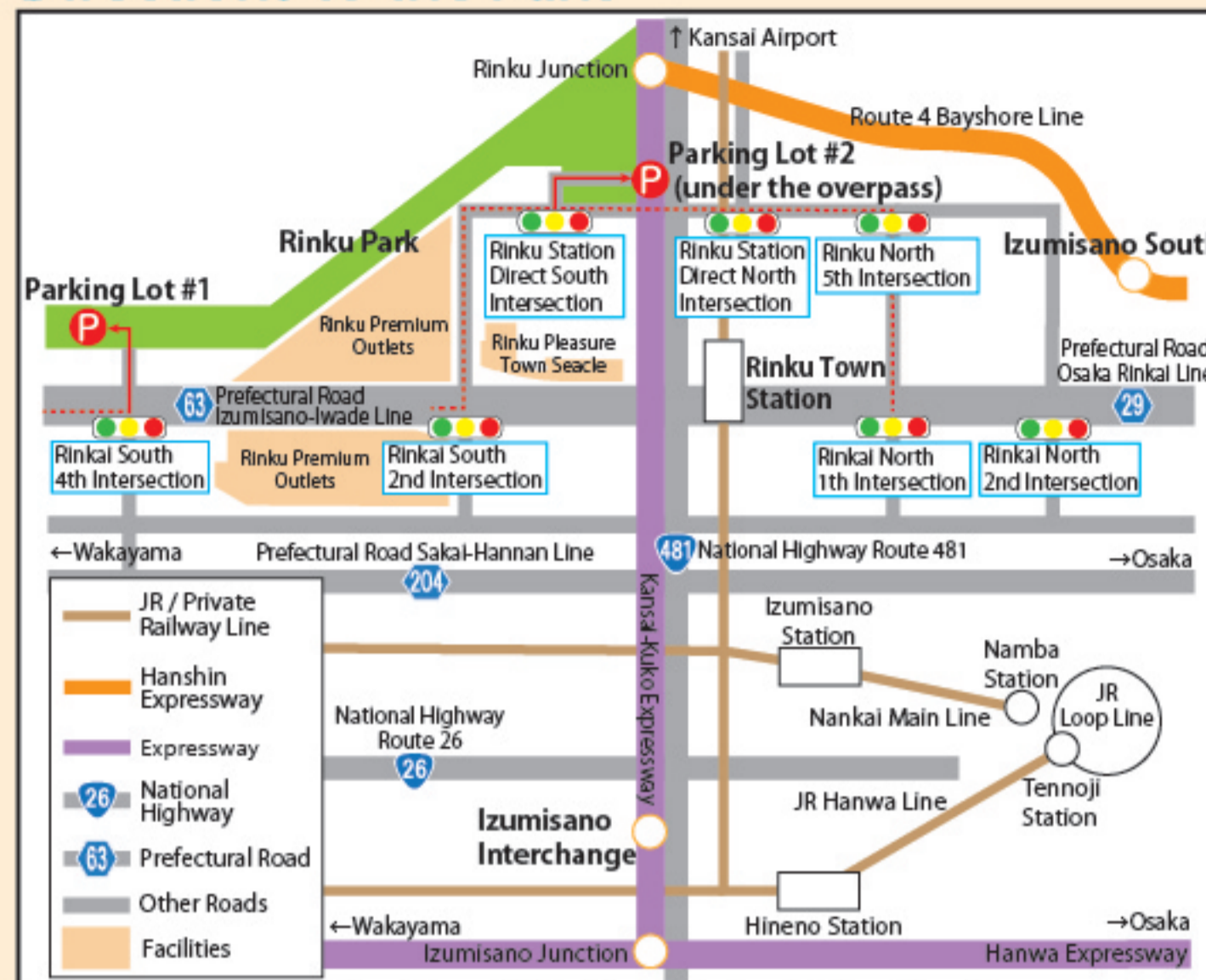
Osaka Prefecture

Seaside Garden
(Marble Beach)

RINKU PARK りんくう公園

Symbol Garden
(Fountain of the Four Seasons)

Directions to the Park



- About 250 meters from Rinku Town Station in the direction of Kansai International Airport
- About 40 minutes from JR Tennoji Station by the Kansai Airport Express
- About 37 minutes from Namba Station, Nankai Railway by the Airport Express
- About 2.9km in the direction of Kansai International Airport after exiting Kansai-kuko Expressway at the Izumisano Interchange after turning at the Hanwa Expressway Izumisano Junction
- About 1.7km in the direction of Wakayama after exiting Hanshin Highway Bayside Line at the Izumisano south ramp.

▲ The parking lots in the park are paid parking.
(For more information, please check the Rinku Park website, or inquire at the management office.)

Park Rules

- Cars must be parked in the parking lots.
- Take all trash home with you.
- Do not bring items such as golf clubs, jetskis, surfboards, wind surfboards, or canoes into the park.
- Please use self-standing type hammocks and slacklines.
- If you have to tie rope to a tree, after ensuring the safety of the surroundings, please place a towel where you tie the rope to protect the tree.
- Make sure to check there are no other park guests nearby before flying kites at Marble Beach.
- Skateboard use is banned on garden roads, the Taiko Bridge or other wooden surfaces, or any place that could become a nuisance for other park guests.
- Operation of unmanned aircraft (drones etc.) is generally prohibited.
- Grass, trees, flowers, fish and birds are living things. Please take care of them.
- Dogs must be kept on a leash and owners are responsible for picking up waste left by their dogs.
- Driving vehicles or motorcycles into the park without permission is prohibited.
- Swimming is banned at Marble Beach and the Inland Sea.
- Please do not make fires or bring dangerous items into the park.
- Unauthorized sale, distribution, setting up stalls or advertisement of goods are prohibited.

Inquiries

Osaka Prefectural Rinku Park Management Office
〒598-0048 Izumisano City Rinku Ouraikita 1-271
TEL 072-469-7717/FAX 072-469-7719
Website: <http://rinku.osaka-park.or.jp/>

Osaka Prefecture Kishiwada Civil Engineering Office
TEL 072-439-3601

※This pamphlet uses recycled materials.

Twitter Facebook Instagram



Publication Date: February 2021

This is the prefectural park's symbol which represents people gathering and relaxing in the park's greenery.

Rinku Park Management Office

Operating Hours: 9:00 to 17:00
(Excluding Dec 29th to Jan 3rd)
Reception is on the second floor.



We have prepared various amenities for your enjoyment at the park. Please feel free to take advantage of them!

Rental Amenities

Free Rentals



Wheelchairs



Beach Wheelchairs

Bicycle Rental
(4 adult size and 1 child size bicycles are available)
※Please bring a business card, health insurance card, or driver's license to prove your address, name, and phone number.



Paid Rentals



Hammocks



Air Sofas



Changing Room Rental
(For those wishing to take pictures)
※Reservation Required in Advance

▲ For fees, please check the park's website or inquire at the park management office.

Merchandise

We've made postcards from the beautiful scenery in our park. How about marking your visit to the park with a souvenir or sending a message to your friends or family with breathtaking scenery?

We are selling them at the park management office or at "Rinku Machitokoro" in front of the gates at Rinku Town Station.



Rest Area



Operating Hours:
9:00 to 17:00
(Excluding Dec 29th to
Jan 3rd)



A nursing room, coin lockers, vending machines, and an accessible restroom are available. There is an elevator that runs to the 3rd floor and anyone can use it freely.

Rental Space



Can be used for various purposes such as meetings, lessons, or other social gatherings. (Eating and drinking allowed)
We can lend various equipment like tables, chairs, white boards, screens, and projectors. (Sign-up required)
Only half of the 3rd floor is available for rental.
※For details, please check the Rinku Park website.

If you have further questions,
please call the Park Management Office: 072-469-7717

Capture Breathtaking Scenes

The blinding contrast of white and blue at Marble Beach, planes taking off and landing at Kansai International Airport, the orange dyed sea and setting sun. Rinku Park is filled with scenery you can only capture on film here.



▶ Marble Beach and blue sky



▶ Sunset and an airplane



▶ Dahlias blooming in the park



▶ The symbol of the park, the Fountain of the Four Seasons

A Motorcyclist's Sanctuary

There is parking for motorcycles and you can take commemorative photos of your beloved motorcycle with the beautiful sky and sea.



A Bridal and Cosplay Sanctuary

The park is a perfect place for wedding and cosplay pictures.



Fun Facts About Rinku Park

You can observe the diurnal path of the sun from the Taiko Bridge

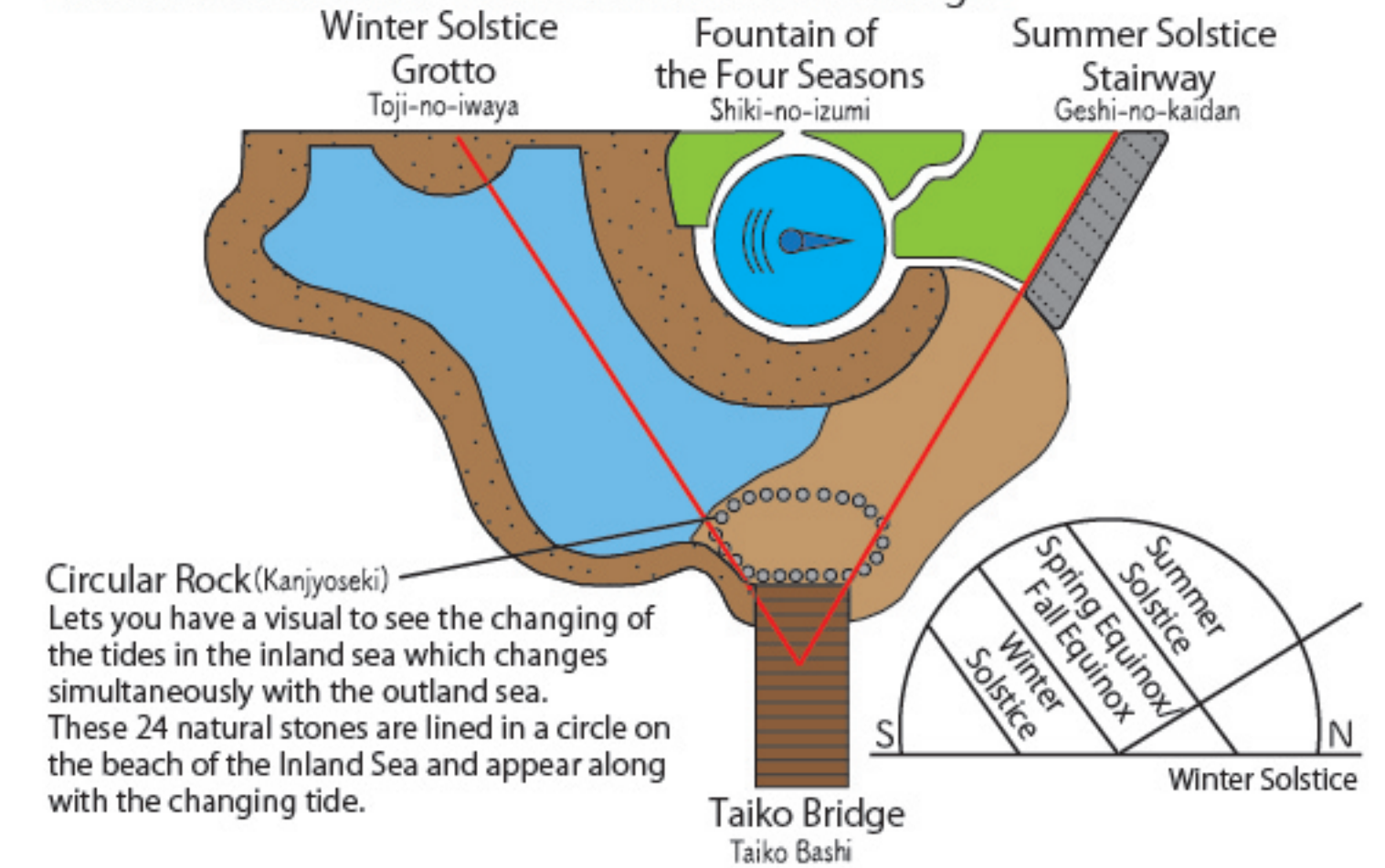
On the Spring Equinox and Fall Equinox you can look directly west from the Taiko Bridge and see the sun set behind the Fountain of the Four Seasons. On the Summer Solstice, the sun sets slightly north of the Fountain of the Four Seasons at the "Summer Solstice Stairway." While on the Winter Solstice, the sun will set slightly south of the Fountain of the Four Seasons at the "Winter Solstice Grotto."

The Motif of the Fountain of the Four Seasons


The "Fountain of the Four Seasons" has 3 large rings that when viewed from the Taiko Bridge on the left side represent the diurnal paths of the sun during the "Winter Solstice," "Spring and Fall Equinoxes," and "Summer Solstice." In other words, the seasonal orbit of the sun.

The central sphere represents the "Earth" and the tip of the thin pole extending outward represents the "Earth's Axis." This axis is pointing northward, which you can check because it points to the North Star. Furthermore, the latitude of this location, 34 degrees 41 minutes, is marked by the angle of this axis.

The Diurnal Orbit as Viewed from the Taiko Bridge



Inland Sea 内海



Play in the sand and meet crabs, small fish and other sea life!
You can wash your feet off after playing in the sand at the feet washing station.
The 24 circular rocks let you see the push and pull of the tide.

LOVE RINKu(Lovers' Sanctuary) LOVE RINKu (恋人の聖地)

LOVE♥TAGs are sold at "Rinku Machitokoro" right in front of the gates at Rinku Town Station. You can engrave whatever you want and hang them here.



You can do things like gaze into the distance with the binoculars or use the camera stand to take a commemorative photo!

Taiko Bridge・Ishibutai 太鼓橋・石舞台



It's a large Taiko bridge with a pleasant wooden appearance.
You can enjoy various events held on the Ishibutai, like music festivals. From the Taiko Bridge you can see airplanes, the sunset, and the Fountain of the Four Seasons.

Fountain of the Four Seasons 四季の泉

The three large rings, when viewed from the Taiko Bridge, represent the diurnal paths of the sun during the "Winter Solstice," "Spring and Fall Equinoxes," and "Summer Solstice." The central sphere represents the "Earth" and the tip of the thin pole extending outward represents the "Earth's Axis." The fountain shoots water and at night is illuminated.

Rest Area 総合休憩所




It is located in the north of Taiko Bridge, and you can get a uninterrupted view of the Fountain of the Four Seasons and Osaka Bay from the 3rd floor.
It has a rental meeting space that is fully equipped and can be used for a variety of purposes.

The Street to the Sea 海への道



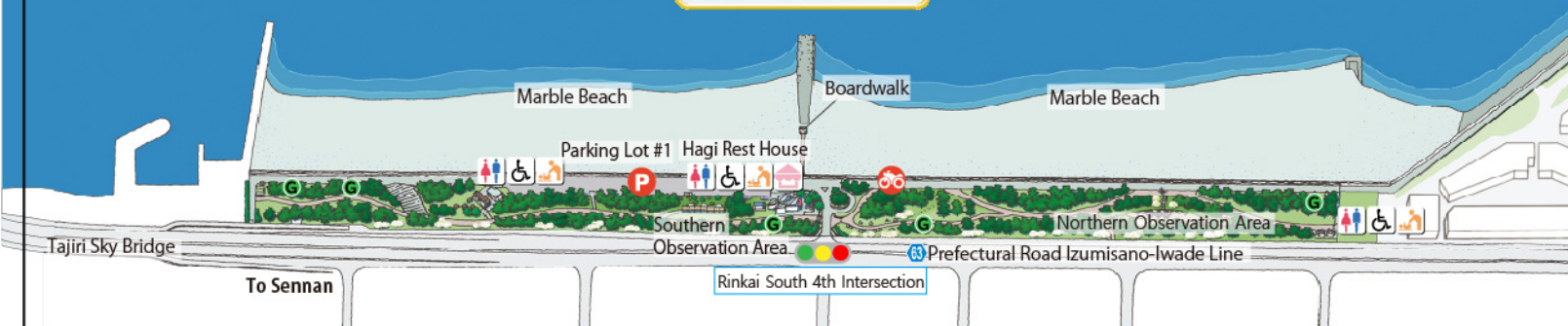
It's a street connecting Rinku Town station to the park.
There are vibrant flowers welcoming park guests on both sides of the street.

The Flowering Path 花海道




Over 50 species of flowers are blooming along this approximate 100m walking path.

Sea Side Garden



Marble Beach マーブルビーチ

A beach with a dazzling contrast of white round stones and the blue sea.
The sunset from Marble Beach has been selected as one of the top sunsets in Japan.
The sky, sea, and beach weave together to bring the various scenes of the seasons to everyone.



Boardwalk ボードウォーク

It's a wooden path that allows park visitors using wheelchairs to get closer access to the water.



Access Road 連絡通路

It's a path connecting the Symbol Garden and the Sea Side Garden.



Motorcycle Parking バイク駐輪場

It's a free motorcycle parking lot near the Hagi Rest House.



Hagi Rest House 萩の休憩所



It's a rest area right next to the Sea Side Garden parking lot #1.

Japanese Garden 5つの作庭



▶ Ashideyou

This Japanese garden shows a modern image of the scenery seen in picture scrolls and Japanese art from the end of 8th century to the beginning of the 14th century. It comprises five types of small gardens: Ashideyou, Araiso, Hagitsubo, Nosuji, and Morishima.